

Lion Account

Universal Login

3/27/19

LION ACCOUNT REGISTRATION

1. Click the Register button

Welcome to your Lion Account

We have a new universal login system. Your Lion Account username and password allows you access to all Lions applications: MyLCI, MyLion, Shop and Insights.

SIGN IN

[SIGN IN](#)

Forgot your Lion Account Username? [Username](#) or [Password](#)

REGISTER

Don't have a Lion Account? Create an account today to access all our great tools and features!

[REGISTER](#)

Powered by Lions Clubs International
© 2019 Lions Clubs International.
300 W. 22nd Street, Oak Brook, IL 60523-8842

[Privacy Policy](#) | [Terms of Use](#)

To register, download the app.

GET IT ON Google Play Download on the App Store

Have you registered on the MyLion app?*

2. Click No

*This question is provided now because if a user has already created a Lion Account using the MyLion App on their phone, they do not need to register again.

Clicking Yes will bring them to a screen that allows them to enter their Username and Password to login.

Use your MyLion app credentials to login now.

Congratulations! You already have a Lion Account.

Username

Password

CONTINUE

[Go back, I'm not registered on MyLion.](#)

Have you registered on the MyLion app?

NO

YES



Create your Lion Account

3. Enter the following fields:

- Enter Member ID
- Enter Date of Birth
- Enter either Email Address or Mobile Number
- Enter a Password
- Retype the same Password
- Check the Privacy Policy
- Check the Terms of Use

The following fields MUST match our Aptify database to successfully register:

- Member ID
- Email Address or Mobile Number
 - Only one is needed for registration

Date of Birth is required, but does not need to match the Aptify database to successfully register.

To read the Privacy Policy and Terms of Use, click on the links provided.

Create your Lion Account

Your Lion Account gives you access to all your favorite Lions Clubs International applications.

Member ID

Date of Birth

Month Day Year

Your Lion Account

Email Address

Mobile Number

Password

Retype Password

Password should be at least 6 characters, include an uppercase letter, a lowercase letter, and a number.

- I have read and I agree to the Lions Clubs International [Privacy Policy](#).
- I have read and I agree to the Lions Clubs International [Terms of Use](#).

CONTINUE

Create your Lion Account

4. Click Continue

Create your Lion Account

Your Lion Account gives you access to all your favorite Lions Clubs International applications.

Member ID

125760

Date of Birth

March

27

1982

Your Lion Account

Email Address

Mobile Number

Irwin@gmail.com

Password

••••••••

Retype Password

••••••••

Password should be at least 6 characters, include an uppercase letter, a lowercase letter, and a number.

- I have read and I agree to the Lions Clubs International [Privacy Policy](#).
- I have read and I agree to the Lions Clubs International [Terms of Use](#).

CONTINUE

Verification Code



5. The screen for the verification code will show

Please enter the verification code we just sent you.

Code [Resend Code](#)

CONTINUE **I DID NOT RECEIVE A CODE**

6. Go to your email to retrieve the verification code to complete your registration



Verification Code

7. Enter the verification code
8. Click Continue

Please enter the verification code we just sent you.

Code [Resend Code](#)

CONTINUE **I DID NOT RECEIVE A CODE**

Login

9. Enter Username
 - This is the email or mobile phone used during registration
10. Enter Password created during registration
11. Click Continue

Use your MyLion app credentials to login now.

Congratulations! You already have a Lion Account.

Username

Email Address Mobile Number

Password

CONTINUE

[Go back, I'm not registered on MyLion.](#)

Application Switcher

12. Select the application you wish to enter

The screenshot shows a web interface for the Lions Clubs International digital ecosystem. At the top, there is a navigation bar with a logo on the left, a 'Support' link, a user profile for 'Micheal Brooks' with a dropdown arrow, and a 'Logout' link. Below the navigation bar is a large purple banner with the text 'Welcome to the Lions Clubs International digital ecosystem!' and a sub-headline 'Here you'll find a variety of helpful, easy-to-use products designed to simplify and improve your service.' The main content area is divided into four columns, each representing a different application: 'MyLCI', 'MyLion', 'Shop', and 'Insights'. Each column has a title, a subtitle, a list of features, and a 'GO' button. The footer contains copyright information, contact details, and links to 'Privacy Policy' and 'Terms of Use'. At the bottom, there are buttons for downloading the app from Google Play and the App Store.

MyLCI
Tools for Lion leaders.

- Manage your membership
- Check club voter eligibility
- Document & plan conventions
- Check application status

GO

MyLion
Connect. Serve. Report.

- Report service
- Create district & club profile
- Plan service projects
- Connect with other lions
- Create personal profile

GO

Shop
Buy all things Lions.

- Order club essentials
- Order awards, pins and more
- Get great Lions gifts

GO

Insights
Increased knowledge. Increased impact.

- Explore membership trends
- Explore club trends
- View service activity impact
- Track Foundation donations

GO

Powered by Lions Clubs International
© 2019 Lions Clubs International.
300 W. 22nd Street, Oak Brook, IL 60523-8842

[Privacy Policy](#) | [Terms of Use](#)

To register, download the app.

GET IT ON
Google Play

Download on the
App Store

Application Switcher

Based on your permissions, certain applications may not be accessible and will appear grayed out

The screenshot shows a web interface for the Lions Clubs International digital ecosystem. At the top right, there is a navigation bar with a 'Support' link, a user profile for 'Irwin Beck Jr' with a dropdown arrow, and a 'Logout' link. The main header features a large purple and blue gradient background with the text 'Welcome to the Lions Clubs International digital ecosystem!' and a sub-header 'Here you'll find a variety of helpful, easy-to-use products designed to simplify and improve your service.' Below this, there are four application cards: 'MyLCI' (Tools for Lion leaders), 'MyLion' (Connect. Serve. Report.), 'Shop' (Buy all things Lions.), and 'Insights' (Increased knowledge. Increased impact.). Each card lists several features and has a 'GO' button. The 'MyLCI' button is grayed out, while the others are dark blue. At the bottom, there is a dark blue footer with contact information, links for 'Privacy Policy' and 'Terms of Use', and a prompt to download the app from the Google Play and App Store.

MyLCI
Tools for Lion leaders.

- Manage your membership
- Check club voter eligibility
- Document & plan conventions
- Check application status

MyLion
Connect. Serve. Report.

- Report service
- Create district & club profile
- Plan service projects
- Connect with other lions
- Create personal profile

Shop
Buy all things Lions.

- Order club essentials
- Order awards, pins and more
- Get great Lions gifts

Insights
Increased knowledge. Increased impact.

- Explore membership trends
- Explore club trends
- View service activity impact
- Track Foundation donations

OFFICER ACCESS

GO

GO

GO

GO

Powered by Lions Clubs International
© 2019 Lions Clubs International.
300 W. 22nd Street, Oak Brook, IL 60523-8842

[Privacy Policy](#) | [Terms of Use](#)

To register, download the app.

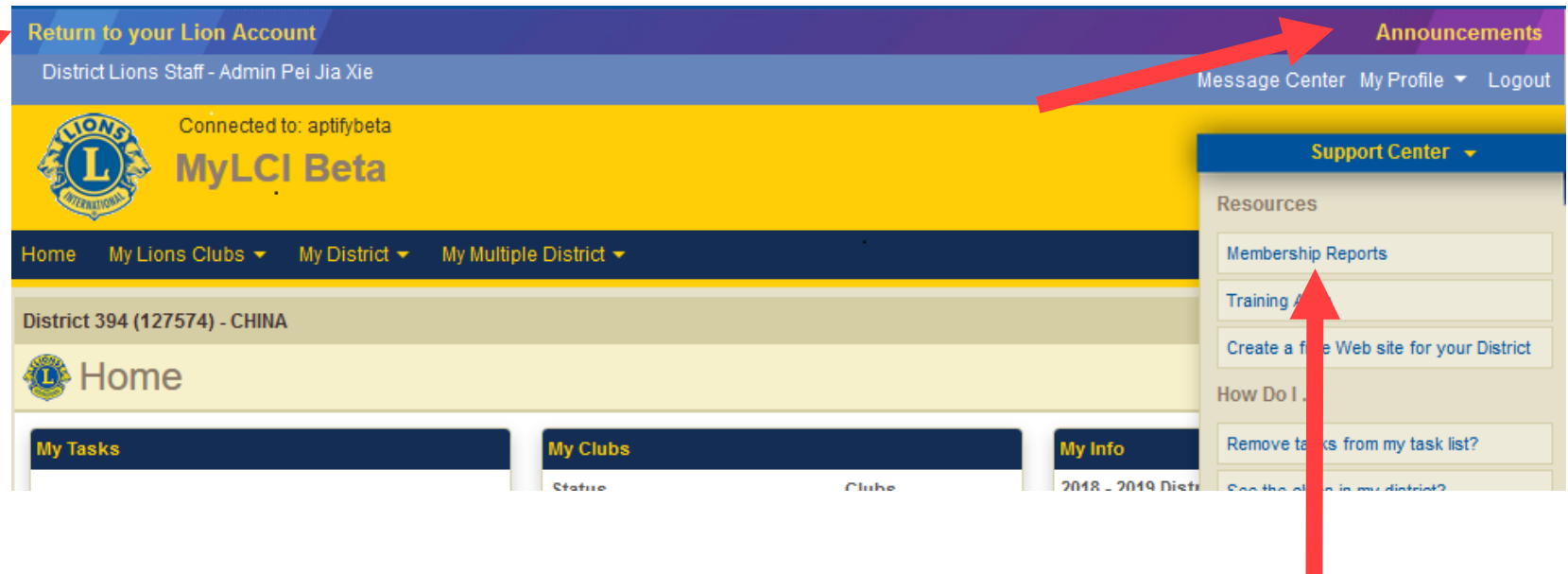
GET IT ON
Google Play

Download on the
App Store

MyLCI

The Home page of MyLCI will show.*

If the user wishes to switch applications, they can select the **Go Now** link in the top left to go back to the Application Switcher page for their Lion Account.




*The following features have been moved to the Home page of MyLCI:

- Announcements
 - Note the new Announcements link in the upper right corner
- Membership Reports
 - These will be located in the Support Center panel

Shop

The Home page of the Lions Clubs Supplies Store will show.

If the user wishes to switch applications, they will need to select the MyLion Suite tab to do so.



MyLion

The Home page of MyLion will show.

If the user wishes to switch applications, they can select the MyLion selector in the top left to go back to the Application Switcher page.

The screenshot shows the MyLion Home page. At the top, there is a dark blue navigation bar with the MyLion logo on the left and links for Support, Messages, and the user profile (Michael Brooks) on the right. Below the navigation bar, there is a main header area with the MyLion selector (a grid icon) on the left and navigation links for Home, New Activity, Report Activity, My Activities, and Metrics on the right. A white notification box is overlaid on the top left, containing the text: "There's more to explore. Return to your Lion Account to choose another application." with a "Go Now" button. Below the notification, there are three large statistics: "493 People Served", "21 People Served Per Member", and "9 Service Activities Completed". To the right of these statistics is a large image of a smiling woman in a blue Lions Club shirt. Below the statistics and image, there are four cards: "Learn" (See how we're uniting our global service around five areas of need.), "Discover" (Browse service activities happening in your area and around the world.), "Act" (Get started on a new service activity for your club and community.), and "Celebrate" (See impact on display by exploring the latest service reporting data.). Below these cards is a section titled "Upcoming Activities" with a large plus sign icon and the text "Create my first activity.". At the bottom, there is a dark blue footer with three columns of links: "Service Activities" (Create, My Activities, Metrics), "Resources" (Contact Us, Privacy Policy, Terms of Use), and "Lions Clubs International" (300 W. 22nd Street, Oak Brook, IL 60523-8842 USA, +1 (630) 468-6900).

Insights

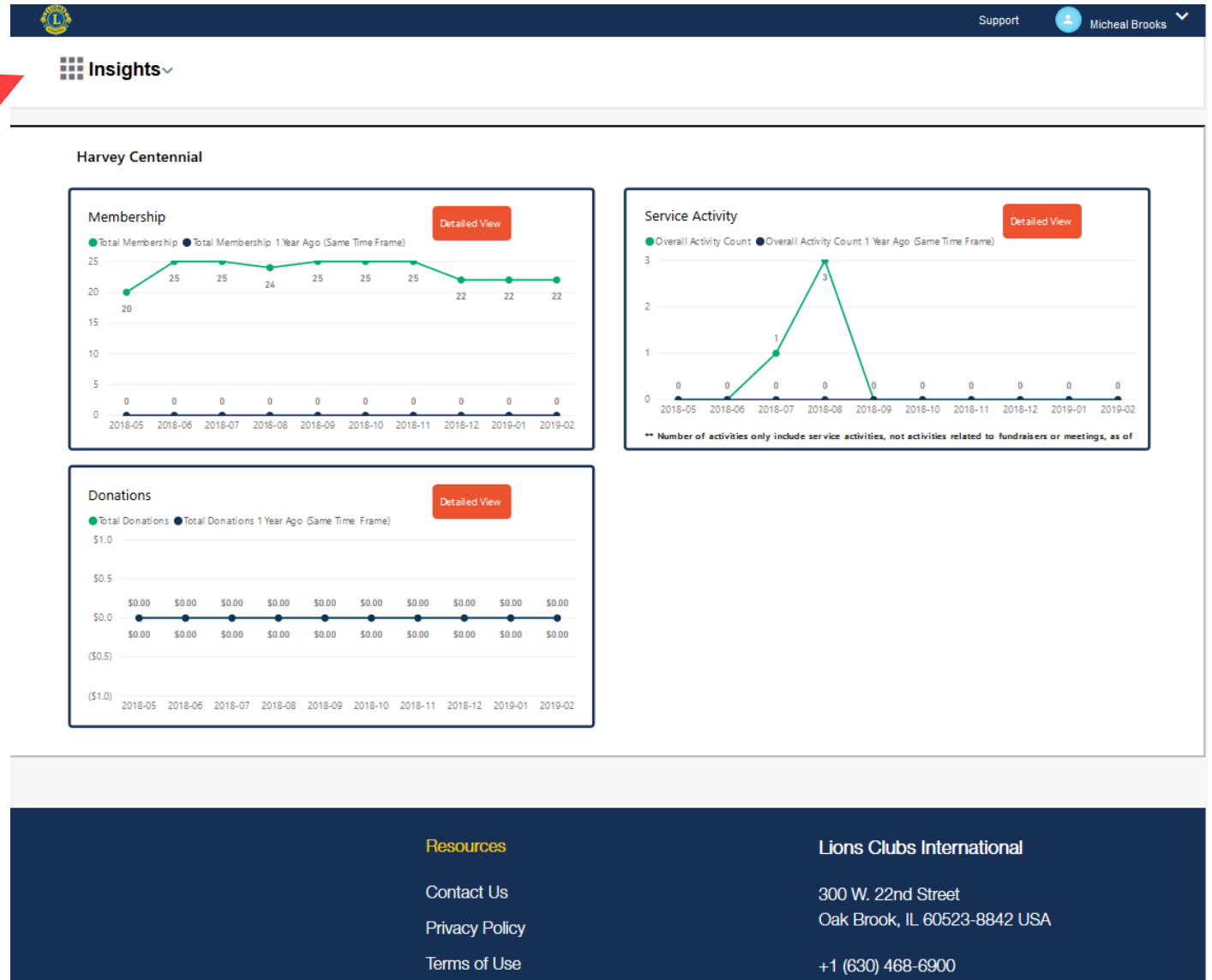
The Home page of Insights will show.

If the user wishes to switch applications, they can select the Insights selector in the top left to go back to the Application Switcher page.

Users will only see the information for their geographical area. Dashboard reports included are for:

- Membership
- Service Activity
- Donations
- Clubs

The number of dashboard reports shown will depend on the user's permissions.



MyLion – D/MD Admins

If the user is a District or Multiple District Admin, the MyLion Home and Metrics pages will not show metrics at this time.

We are working to improve this user experience so that the 1st club in the District or Multiple District will show.

The D/MD Admins will be able to create, report and search for activities. They will also be able to use the messages feature and edit their profile.

The titles that are impacted are:

- District Lions Staff – Admin
- District Office Staff – Admin
- Multiple District Lions Staff – Admin
- Multiple District Office Staff – Admin

Other Admins and Staff do not have access to MyLion at this time.

The screenshot shows the MyLion web application interface. At the top, there is a dark blue navigation bar with the MyLion logo on the left, and links for Support, Messages, and a user profile (Pei Jia Xie) on the right. Below the navigation bar, there is a secondary navigation bar with buttons for Home, New Activity, Report Activity, My Activities, and Metrics. The main content area features a large blue banner with a photo of a smiling woman in a light blue shirt. Below the banner, there are three metrics: People Served, People Served Per Member, and Service Activities Completed. A section titled 'Current LCI Fiscal Year' is also visible. Below this, there are four cards: Learn, Discover, Act, and Celebrate, each with a brief description and a link. The 'Upcoming Activities' section shows a large plus sign and the text 'Create my first activity.' The footer contains three columns of links: Service Activities, Resources, and Lions Clubs International.

Support Messages Pei Jia Xie

MyLion Home New Activity Report Activity My Activities Metrics

People Served > People Served Per Member > Service Activities Completed >

Current LCI Fiscal Year

Learn
See how we're uniting our global service around five areas of need. >

Discover
Browse service activities happening in your area and around the world. >

Act
Get started on a new service activity for your club and community. >

Celebrate
See impact on display by exploring the latest service reporting data. >

Upcoming Activities

Create my first activity.

Service Activities
Create
My Activities
Metrics

Resources
Contact Us
Privacy Policy
Terms of Use

Lions Clubs International
300 W. 22nd Street
Oak Brook, IL 60523-8842 USA
+1 (630) 468-6900